




GLASS AND METAL PACKAGING



Glass jars with metal lids




Metal food tubes
(mayonnaise, caviar tubes)




Aluminum foil
& food trays



Glass bottles & metal cans
without «pant»



Torch boxes & tealight
candles in metal



Tin cans

















Bottle caps & metal lids



Cooking oil tin cans

This is **NOT GLASS AND METAL PACKAGING**:

- | | | |
|--|---|---|
|  Drinking glass, crystal, porcelain, ceramics |  Hair clips |  Clothes irons |
|  Ovenproof glass |  Coat hangers, curtain rods & fittings |  Waffle irons |
|  Mirror- & fireplace glass |  Frying pans, pots, saucepans, casseroles, cutlery, wine openers |  Light bulbs, fluorescent tubes, batteries |
|  Contaminated packaging |  Drying racks & iron bars (e.g. trampoline bars) |  Packaging for hazardous waste (spray cans, paint buckets) |
|  Tools & screws | |  Window panes |

Metal objects that are not packaging must be delivered at the recycling station (Heggstadmoen gjenvinningsstasjon)

- 1** • Empty out any residue and rinse the glass or metal packaging in cold water. The packaging should contain no product residues.
• Difficult to get the leftovers out? Soak the packaging in cold water so that the residues loosen.
• Shake the packaging drip dry.
• Place the glass or metal packaging in the container. **DO NOT USE A BAG.**

- 2** *We collect the glass and metal packaging and send it to Sirkel in Fredrikstad. Metal packaging is recycled into new cans, bicycles, coat hangers, car parts, reinforcement steel and nails. The glass packaging is recycled into new glass packaging and insulation/building materials.*

